



modern quilt guild

bloomington normal

2024 BNMQG May Newsletter

President's Note

I am fussing with the design for my Kona Challenge mini quilt. I have about a dozen ideas, but if I hesitate, nothing will happen. This will be my fourth mini challenge, and I don't want to miss the deadline by our next meeting on May 28th.

In the meantime, and especially if your mini quilt is ready for our May 28th meeting, consider taking some time to explore the range of opportunities offered on the webpages or social media of the excellent modern quilters who have presented programs to our guild.

Our presenter on May 28th, **Timna Tarr**, has a lot of classes offered through Creative Spark. The link to each of her classes features a short video where she describes the class in detail. It is worth the effort to check out <https://www.timnatarr.com>. Her presentation to BNMQG this month is *Stitched Mosaics*.

I also want to give a special note of appreciation to Carole Faye for the excellent guides she prepares to help us use EQ8 technology. See her *Tech Corner* tutorial this month on alternate grids PLUS a bonus tutorial on using the swath tool. Many of you either already have EQ8 or have installed it as a result of Carole's presentation and online guides. I've heard several of you describing the quilts in Show and Tell using your designs made with EQ8.

And while I am giving out praise--thanks so much to Jamie Willis for sharing *Book Thoughts* each month and to Sheila Robles for sharing the MQG resources for *Block Studies*. Appreciation as well to all of you who are volunteering for Community Outreach, Hospitality, Setup and Take-down committees, presenting at meetings, and more. We are thrilled with the responses on the members survey and to those of you who have shown interest in leadership positions in the future!

Vivian Hoette
President, BNMQG

May 28 Guild Meeting

Zoom Lecture: Stitched Mosaic


Presenter: Timna Tarr

Join Timna Tarr this month at BNMQG as she shares her *Stitched Mosaic* technique for creating photorealistic quilts. This technique is designed for people who do not know how to draw but wish to recreate special moments in their pieces. Timna will talk about how she got to this technique, how to choose a photo to work from and will break down the process of working two inches at a time.

Learn more about Timna Tarr:

Timna's website link: <https://www.timnatarr.com/>

Instagram: [@timnatarr](https://www.instagram.com/timnatarr)



Interested?

Two of our recent speakers have had some very interesting quilts that people are still talking about. Check out Timna's Stitched Mosaic workshop and Allie McCathren's Seaglass workshop. If you are interested in either or both, make sure to answer the survey question at the May meeting and/or send an email to BNMQGprograms@gmail.com and let us know which one(s) you are interested in and if there is enough interest, we'll do our best to schedule a live zoom workshop for the guild!

2024 Kona Challenge Due at the May 28 Meeting



We hope that you are getting close to finishing your mini using the Kona color of the year – Julep! We will host a quilt show of our minis at the May 28th BNMQG meeting to serve as inspiration for future modern quilts and to show the creativity of BNMQG modern quilters! Check-in time for your quilts will begin at 5:30 pm. **Please make sure that your mini has a sleeve on the back—if it doesn't, we will be unable to hang**

it on our quilt racks! If you are unable to bring your quilt(s) to the meeting, please add photos in the Show and Tell folder in the BNMQG Facebook group. Contact Nancy Powell if you have any questions.

On a separate sheet of paper, please print and fill out the following information and turn it in when you bring your quilt to the May meeting:


2024 Kona Mini Quilt – Registration Sheet

Maker's name _____

Name of the Quilt _____

_____ I would consider allowing BNMQG to show the quilt in a future Modern Quilt Showcase; please call me to see if it is available. _____ (phone #)

_____ This quilt will NOT be available to put in any future BNMQG Modern Quilt Showcases.





Kona Minis Facts and Figures

- BNMQG started this challenge in 2018. 21 people completed minis that year.
- Our 1st and 2nd mini “quilt shows” took place at Kelly’s Bakery (later known as Scouts) in downtown Bloomington.
- Kona Colors in past challenges and number of completed challenges: 2018 Tiger Lily (21 quilts), 2019 Splash (23 quilts), 2020 Enchanted (16 quilts), 2021 Horizon (26 quilts), 2022 Cosmos (42 quilts!), 2023 Crush (35 quilts) and 2024 Julep (65 members have signed up).
- From 2018-2023, 73 different members have completed 163 Kona minis. Four members have completed a mini each of the 6 years – Marilyn Beal, Kathy Cook, Nancy Powell, and Betty Woodruff.
- Our minis have been exhibited at:
 - Modern Quilt Showcase – (2021-2023) Mattoon Arts Council Outdoor Quilt Shows
 - Modern Quilt Showcase – (2021-2023) HAAQG quilt shows
 - Modern Quilt Showcase - 2021-2022 Original Sewing and Quilt Expos around the U.S.
 - Modern Quilt Showcase - Decatur Arts Council – Anne Lloyd Gallery, August 2023
 - Modern Quilt Showcase - 2024-2025 Original Sewing and Quilt Expos currently traveling around the U.S.
- The minis were featured in an article in QuiltFolk Magazine, Illinois Edition during the Pandemic and also on a Quiltfolk calendar.
- Some of the minis have been shown (and some have been awarded ribbons) at various quilt shows such as QuiltCon, Great Wisconsin Quilt Show, Quilt Show at the Mill in NJ, Paducah Quilt Show, Heart of Illinois Fair, and possibly others.



2024 BNMQG Retreat

When: October 11, 2024 (noon) – October 14, 2024 (1:00 pm)

Where: Holiday Inn and Suites near the Airport

Cost: \$175 (You may pay the entire amount or make a \$75 deposit by the June BNMQG meeting, and the balance is due by the August BNMQG meeting.)

Signup opens on June 1st at 10:00 am.


The link to the Signup Genius will arrive in your email via BNMQGretreat@gmail.com on May 31 around noon, but it will not be active until 10 am on June 1. Please make sure this email address (BNMQGretreat@gmail.com) is in your contacts so that you will receive this email. There will be a limited number of seats in this retreat. However, there will be a waitlist if this retreat sells out. Seats that become available will be filled in the order of the signup on the Signup Genius. (Last year everyone on the waitlist did get a seat in the retreat, but there are no guarantees!)

The cost of the retreat is \$175 and includes three dinners (Friday, Saturday, and Sunday), swag bags, mini projects, and a sewing space for four days. Each participant will have a 6 or 8-foot table to work on. Power towers will be available at each group of tables, and you may bring your own. Cutting tables with cutting mats and ironing boards will be available. Feel free to bring your favorite sewing chair, sewing machine, projects to work on, snacks to share and a reusable, closeable cup for beverages. Water and shared snacks will be available in the sewing room. Coffee will be available in the lobby.

There will be a link to make reservations for rooms at the Holiday Inn if you choose to stay there during the retreat. The link will be found on the page with the signups.

NOTE: Your BNMQG membership must be renewed by the September meeting to keep your seat in the retreat.

Questions? Ask Noemi Bowers or Nancy Powell, your Retreat Chairs



The best
treat is a
BNMQG
Quilt
Retreat

Community Outreach by Pat Silva

We are approaching the June deadline for the **Heartbeat quilts!!** Please bring your completed quilts to either our May or June meeting. **If you need some help completing your quilts, please bring them to the May meeting.** Thanks to everyone who has already completed their quilts. If you have any questions, please contact me at bnmqgcommunityoutreach@gmail.com.

Block Study by Sheila Robles

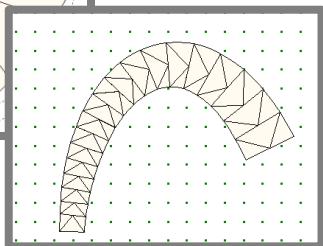
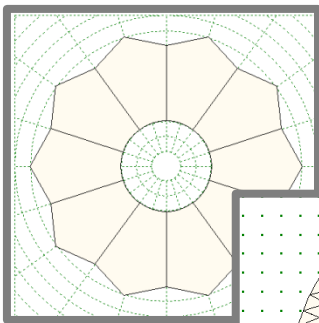


Hello Modern Quilters!!!

May Days are almost over! I finally got some flowers planted and I'm ready for summer!

This month's Block Study brings us the **Wall Block** that you can find in the [Modern Quilt Guild Resource Library](#). It consists of two half-square triangles, a square and three rectangles. You can really make it pop with your color choices! Make sure to check this and other Block Studies at the [Modern Quilt Guild website!](#)

Tech Corner by Carole Fay




This month Carole Fay is sharing instructions for [alternate grids for block designs using EQ8](#). Carole provides clear instructions and pictures showing the steps for each grid—rectangle, circle, arc, eight-point star, kaleidoscope, and octagon. As a bonus this month, she also provided a tutorial for using the [swath tool](#). These and other EQ8 lessons are available on the [Member Page Tech Corner](#).

Thank you, Carole!

More to Share

As the BNMQG board plans for our in-person meetings, we want to encourage members who have information about quilting opportunities to **bring fliers or other written handouts** to distribute. This will help members get all the information they need to take advantage of the wonderful chances to learn. **There will be time at the end of each meeting for members to briefly highlight these opportunities after show and tell.** Members are encouraged to stay to the very end to hear this valuable information and to also ask any questions they may have!

Book Thoughts by Jamie Willis



Contemporary Patchwork Techniques in Colour, Surface Design & Sewing

by Arouna Khounnoraj
Stash Books, CT Publishing, 2023

Arouna Khounnoraj is a textile artist and maker living in Toronto, Canada. She and her husband, John Booth, co-founded Bookhau, a multi-disciplinary studio where Arouna works with surface design and textile art. This book delves into natural dyes that create a rich and subtle color palette on linen and cotton along with basic information for surface design techniques to create your unique and personal palette. We all have colors that we are drawn to and Arouna encourages us to experiment until we find our color voice. She encourages us to keep our hand-dyed or commercial fabrics displayed in our sewing areas for inspiration and to experiment with watercolors to develop a palette for a project prior to purchasing and cutting fabric. All those blank paper sketchbooks now have a use.

This book is a great choice for some small projects to tackle this summer. The colors are inspiring and her easy-to-follow dyeing and printing instructions are meant for all skill levels. Included are 10 great, small projects that will inspire you to get your improv, modern groove on! My two personal favorites are the Japanese rice bag and the printed whole cloth quilt. Both seem attainable when we are summertime-busy and want to make some patchwork, hand stitch and start something small.

So get your glass of ice tea and be inspired to do some summer dyeing, printing, and improv piecing.

Vice President's Corner by Linda Lambert



Thank you for completing your **Member Interest Survey** Form last month. If you have not completed your survey, you may still do so at the May meeting or email them to Linda Lambert, bnmqgvicepresident@gmail.com. We appreciate your willingness to share your time and talents with our guild. **Many hands make light work!**

Member Spotlight by Linda Lambert

This month I'd like to tell you more about **Ann Caddy**. Ann is sharing her time and talents with us by writing our monthly newsletter. You will be receiving the newsletter from bnmqgnewsletter@gmail.com. Since this is a new email address, please be sure to check your spam box if you have not received the monthly newsletter and add this email address to your contacts.

More about Ann...

Ann drives from West Lafayette, Indiana every month for our guild meeting! She is married with two grown sons. While raising kids, she volunteered as a La Leche League Leader and 4-H Club Leader. Before children, Ann worked in grants administration and public relations.

Ann has been a member of BNMQG since December 2021 after finding the guild's website and attending a guild meeting on Zoom. Nancy Powell encouraged her to participate in the Modern Mystery, which was a great introduction to improv quilting. BNMQG members have been very welcoming and friendly.

Ann made a couple of quilts in high school but didn't quilt after that until 2015 when a friend encouraged her to start quilting. Precuts made it easy to jump into quilting again, and the first quilt she made was a jelly roll race after watching a tutorial on YouTube. She found out about modern quilting a couple of years later and attended a workshop taught by Weeks Ringle of Modern Quilt Studio which opened her eyes to the possibilities of modern quilting.

She has been knitting since the early 1980's and has been teaching knitting for the last few years. She spins and has been learning to weave on rigid heddle and inkle looms. She also enjoys cooking and reading.

Thank you, Ann, for serving the guild by writing the monthly newsletter.

***** **Plan Ahead - Mark your Calendars!** *****

See all these events and more at [BNMQG.org Meetings/Events](https://www.bnmqg.org/Meetings/Events)

- | | |
|-----------|--|
| May 28 | <u>Timna Tarr</u> Zoom lecture, <i>Stitched Mosaic</i>
(dual meeting) |
| May 28 | Kona Challenge quilts due |
| June 25 | Social filled with fun and games (no Zoom) |
| July 23 | Winter celebrations in July: hands-on projects |
| August 27 | Potluck and 12 th year celebration |



**MARK YOUR
CALENDAR**

Celebrations! BNMQG Member Quilts on Tour

A selection of our 2022 and 2023 Kona Mini Quilts will be on tour with the *Original Sewing & Quilting EXPO* delighting visitors in New Orleans in May, then on to Dallas, Fredericksburg VA, Nashville - Lebanon TN, Cincinnati -Sharonville OH, and Detroit - Novi MI, and on and on for a whole year of touring. Congratulations to:

Vickie Alsene	Maria Conrad	Erin Heaton	Donna Phillips	Ann Unes
Teresa Arendell	Kathy Cook	Stormy Helton	Dawn Polomski	Jamie Willis
Lisa Baermann	Rhonda Davis	Vivian Hoette	Nancy Powell	Betty Woodruff
Barb Baumann	Marge Ehlers	Linda Lambert	Gary Riss	Sue Wozniak
Marilyn Beal	Carol Lou	Lori Levar	Laurie Schierer	
M. Jean Blythe	Eisenhardt	Karla Miley	Pat Silva	
Connie Carstens	Karen Goloff	Vicky Morrow	Marion Trudeau	

Thank you, Nancy Powell, for organizing the details of this event and getting all the quilts where they need to be.

Paducah Show

Congratulations to **Leslie Swearinger** and **Judy Zoelzer Levine** who both had quilts accepted into the Paducah Quilt show.

Leslie had three quilts accepted and displayed in Paducah. Her first quilt, *Improvitude*, was shown in the large quilt category. It previously showed in Daytona in February. Leslie's second quilt, *Flamingo Frenzy*, was shown in the modern category. *Roundabout*, her third quilt, was shown in the mini category. *Roundabout* was the mini quilt she created for BNMQG Kona Crush challenge in 2023. It also showed last year at The Great Wisconsin Quilt Show.

Judy had two quilts displayed in Paducah: *Dragon Moons* and *City: Reflections*. Judy was inspired to add dragons to *Dragon Moons* after binge watching *Game of Thrones*. She found the perfect dragons in public domain clipart. *Dragon Moons* measures 35 ½" wide x 35 ¼" high. *City: Reflections* measures 30" x 41" and was made from decorator sample book swatches that were raw edge appliquéd. She explained, "I wasn't happy with the design until I sliced and shifted a section. Voila! A city appeared."

I know there are more of our members who have had quilts accepted into quilt shows or have won awards. Please share your name with Linda, bnmqgvicepresident@gmail.com. We want to share your winnings because you encourage others with your success!

BNMQG Winners at the HAAQG Quilt Spectrum Show

If you had a chance to attend the HAAQG Quilt Spectrum Show, you probably agree the quilts were beautiful. Many of our BNMQG members had award winning quilts in this show, representing 12 of the 13 categories.

Congratulations to BNMQG members winning awards:

Small Pieced			BNMQG Winning Quilters
3 rd	Raptors	Pam Riss	
Medium Pieced			
1 st	Circle of Life	Pam Riss	
3 rd	Wonky Log Cabin	Maria Conrad	Maria Conrad
Large Pieced			
2 nd	Flowers and Butterflies	Pam Riss	
3 rd	Dutch Iris	Pam Riss	
HAAQG Block of the Month			
1 st	Navigating the Stars	Cheryl Adams	Kelly Cummings-Cowles
3 rd	Midnight Stargazer	Maria Conrad	Maria Conrad
Hand Quilted			
1 st	Civil War Wanderings	Jenny Pettinger	Jenny Pettinger
Machine Embroidered/Embellished			
1 st	Barn Quilts	Pam Riss	
Appliqued			
2 nd	Flower Box	Karen Goloff	Karen Goloff
Hand Embroidered/Embellished			
1 st	Childhood Memories	Paula Meiner	Paula Meiner
Modern			
1 st	Maria's Orphanage	Maria Conrad	Maria Conrad
2 nd	Flower Plaid	Connie Jo Carstens	Kris Gahm
3 rd	You are My Sunshine	Paula Meiner	Betty Woodruff
Miniature			
1 st	Playing with Pineapples	Nancy Powell	Nancy Powell
2 nd	Small Pinwheels	Carole Fay	Carole Fay
Potpourri			
1 st	Seasonal Tablemats	Dee Winterland	Dee Winterland
2 nd	Tamarack Jacket	Maria Conrad	Maria Conrad
3 rd	O Christmas Tree	Jenny Pettinger	Jenny Pettinger
2024 Guild Challenge			
1 st	Bloom in the Moonlight	Nancy Powell	Nancy Powell
3 rd	2024 Challenge	Jenny Pettinger	Jenny Pettinger

May Birthdays

Lisa Baermann	May 4
Dee Lyn Balensiefen	May 5
Maria Conrad	May 7
Vivian Hoette	May 7
Sandra Marconi	May 7
Erin Heaton	May 21
Cheryl Mark	May 21
Kelly Cummings	May 23
Leanne Fritz	May 30



Guild Contacts

Officers:

President:	Vivian Hoette	BNMQGpresident@gmail.com
Vice President:	Linda Lambert	BNMQGvicepresident@gmail.com
Treasurer:	Laurie Schierer	BNMQGtreasurer@gmail.com
Secretary:	Barb Stevens	BNMQGsecretary@gmail.com

Executive Director & MQG Liaison Betty Woodruff BNMQGexecutivedirector@gmail.com

Chairs:

Community Outreach:	Pat Silva	BNMQGcommunityoutreach@gmail.com
Programs:	Nancy Powell	BNMQGprograms@gmail.com
Membership:	Noemi Bowers	BNMQGmembership@gmail.com
Hospitality:	Teresa Arendell	arendeta@gmail.com
	Katie Reinke	trentandkatie@aol.com
Photographer:	Maria Conrad & Friends	MCnQuilts2@yahoo.com
Social Media:	Nancy Powell	BNMQGprogram@gmail.com
	Betty Woodruff	BNMQGexecutivedirector@gmail.com
Library:	Valerie Schaeffer	Valerie@WhiteOakTG.com
Webmaster:	Lisa Baerman	BNMQGwebmaster@gmail.com
Retreat Co-Chairs:	Nancy Powell	BNMQGprograms@gmail.com
	Noemi Bowers	BNMQGmembership@gmail.com

BNMQG Social Media



Have you joined [BNMQG](#) members only on Facebook? The BNMQG is a private GROUP just for our current members. It was started in 2019 – 2020 as a private group for BNMQG members. If you're not already a member of this group:

<https://www.facebook.com/groups/BNMQG/>

1. Request to join the group,
2. answer two questions, and
3. you'll be approved to become a member of this page.

You will be able to post info and questions, share photos, download files, newsletters, registration forms, workshop instructions, renewal forms, etc. This was not possible on our Bloomington Normal Modern Quilt Guild webpage.



[Bloomington Normal Modern Quilt Guild](#) (public Facebook) and used to promote modern quilting and guild activities. <https://www.facebook.com/Bloomington-Normal-Modern-Quilt-Guild-469886799702183/>



Are you on Instagram? Follow our guild @BNMQG and as you post your modern quilting photos; please use the hashtags #BNMQG and #BNMQGquilts and #bnmqg-modernmystery2022.



BNMQG is now on Pinterest <https://www.pinterest.com/bnmquiltguild/>



SignUp Genius – we use this for a lot of things for BNMQG. Current sign-ups are listed on the Member page on our [website](#).



[@bnmqg](http://www.bnmqg.org) (Instagram)

[BNMQG](#) (members only Facebook)

[Bloomington Normal Modern Quilt Guild](#) (public Facebook)